



MOTHER INDIA PUBLIC SCHOOL

Summer Holiday Homework 2026-27

*Enjoy your summer vacation with fun,
creativity, and learning.*

 www.mipsbazpur.org



CLASS – I (2026-27)

GUIDELINES

General Instructions for students: -

- **Plan your work first:** List all tasks and set small deadlines.
- **Make a simple routine:** Fix short, regular study slots during holidays.
- **Read instructions carefully:** Clear doubts before you begin.
- **Collect materials early:** Keep books, notes, and supplies ready.
- **Do your own work:** Focus on learning, not copying.

General Instructions for parents: -

- **Set a flexible routine:** Balance play, study, rest, and screen time each day.
- **Encourage reading daily:** 20 minutes of reading keeps skills sharp.
- **Limit excessive screen time:** Plan outdoor play and hobby hours instead.
- **Keep them hydrated and active:** Ensure water, fruits, and light exercise daily.
- **Support, don't pressure:** Guide homework but let kids work independently.

ENGLISH

Chapters Covered:


Two Little Hands

Greetings

Grammar – a, an

 *1. My Helping Hands Activity (4 Marks)*

 Draw your two hands on an A4 sheet”  

 Write any 6 things you do with you” hands.

Example:

I write with my hands.

I clap with my hands.

I draw pictures.

I help my mother.

 Underline the naming words In each sentence

 2. Greetings Card Activity (4marks)

 Make a Colourful Greeting Card

 Write these greetings neatly:

Good Morning 

Good Afternoon 

Good Evening 

Good Night 


 Write one sentence with each greeting.

Example:

Good morning, teacher.

Good night, Papa.

 Decorate the card with colours and drawings.

 3. Grammar Fun – a / an Basket Activity

(4 Marks)

 Draw two colourful baskets   on an A4 sheet.

Basket 1:

Write words using a

Example:

A cap

A ball

A kite

Basket 2:

Write words using an

Example:

An apple

An elephant

An umbrella

✎ Write at least 8–10 words neatly.

🎨 4. Story Drawing Activity

(4 Marks)

📄 Draw Your Favourite Scene on A4 sheet

✎ Draw your favourite scene from any chapter:

Two Little Hands OR

Greetings

✎ Colour the picture neatly.

✎ Write 3 sentences about your drawing.

Example:

The children are helping at home.

They are happy.

Helping hands are good habits

✎ 5. Cursive Writing Practice

(4 Marks)

✎ Complete your Cursive Writing Book neatly till Page No. 25 .

HIINDI

विशेष निर्देश:

१. कार्य स्कूल खुलने के बाद, दो दिन के अंदर जमा करना अनिवार्य है।

२. मौलिक एवं रचनात्मक कार्य को प्रोत्साहन दिया जाएगा।

३. प्रस्तुति साफ एवं आकर्षक होनी चाहिए।

४. उदाहरण के लिए सभी प्रश्नों के साथ चित्र दिए गए हैं।

नोट: सभी लिखित कार्य अलग नई 10₹ वाली हिंदी नोटबुक में किया जाएगा। अन्य प्रायोगिक कार्य (Activity based work) या मॉडल सफेद A4 शीट या चार्ट पेपर पर तैयार किए जाएंगे।

प्रश्न 1. पर्यावरण दिवस (Environment Day)

(5 जून) के अवसर पर सभी विद्यार्थियों को एक गमले में पौधा लगाना है तथा गमले पर अपना नाम लिखना है।

ग्रीष्मकालीन अवकाश के बाद वही पौधा विद्यालय में लेकर आना अनिवार्य है।

प्रश्न 2. "सप्ताह के दिनों के नाम"

चार्ट पेपर या A4 शीट पर सप्ताह के 7 दिनों के नाम हिन्दी में लिखें और उन्हें रंगों, चित्रों या सजावट से सुंदर बनाइए।



प्रश्न 3. चित्र अवलोकन

नीचे दिए गए चित्र को ध्यानपूर्वक देखें तथा प्रश्नों के उत्तर लिखें।



कहानी, पेड़, हरियाली, बच्चे, बगीचे

1. यह _____ का चित्र है।
2. बगीचे में _____ खेल रहे हैं।
3. दो बच्चे _____ पर बैठे हैं।
4. माँ रीना को _____ सुना रही है।
5. बगीचे में _____ है।

प्रश्न 4. गिनती और शब्द

चित्र बनाकर संख्या और नाम लिखिए।

उदाहरण: 🍎 🍎 🍎 → ३ सेब

1. ★ ★ ★ ★ _____
2. 🖍️ 🖍️ _____
3. 🌸 🌸 🌸 🌸 🌸 _____
4. 🏀 🏀 🏀 🏀 🏀 🏀 🏀 🏀 _____
5. 🌻 🌻 🌻 🌻 🌻 _____
6. 🍀 🍀 🍀 🍀 🍀 🍀 🍀 _____
7. 🍊 🍊 🍊 _____
8. ☂️ ☂️ ☂️ ☂️ ☂️ ☂️ _____
9. 🍷 🍷 🍷 🍷 🍷 🍷 🍷 _____
10. 🏠 _____

प्रश्न 5. पेज न.25 तक हिन्दी सुलेख पूरी करें।

EVS

Ques1 – Make a family tree

(10m)

- Paste the pictures of your family members and write their with them in your notebook.

Ques 2- Paste the pictures of different body parts from

(10m)

magazines, Internet etc in scrap notebook and write their function also.

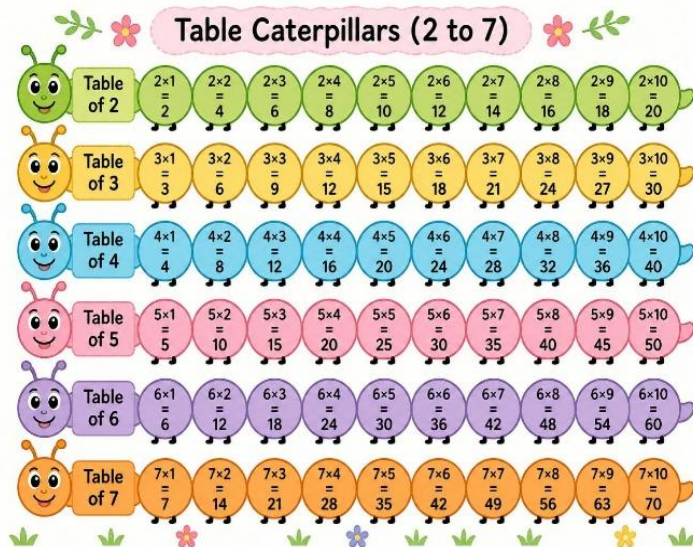
MATHEMATICS

Note – Do all work on A4 sheet.

Q1. Number Hunt: - Find things in your house that come in numbers from 1 to 10. For example: 1 big fridge, 4 dining chairs, 6 spoons. Draw these items separate (5 marks) notebook or on A4 sheet and write the number next to them and also write number name.

Q2. Caterpillar table – Make 6 colourful caterpillars using proper circles or drawing. Each caterpillar will show one table from 2 to 7.

On each circle write multiplication of table in order. Also learn tables 2 to 7. **(10marks)**



Q3. Arrange the given numbers in increasing order and decreasing order – (5marks)

Numbers	Increasing order	Decreasing order
4 , 6 , 2 , 8		
9 , 3 , 7 , 4		
5 , 1 , 6 , 0		
12 , 14 , 11 , 13		
18 , 16 , 17 , 15		

IT

ACTIVITY

- Paste the pictures from old magazines or newspaper of smart machine.
- Make a small collage on a sheet.
- Learn all the question answers from your IT notebook or book.

GK

Note - All work should be done in a separate 10-rupee notebook.

Ques1 – Paste the pictures of helpers like doctor, Teacher, Police officer and many others and write their services also in your notebook. (10m)

Ques2 – Paste the pictures of national symbols of our country in your scrap book. (10m)

ART

Special Instructions:

Complete all the work neatly and creatively.

Use colours and craft materials wherever required.

Submit the holiday homework on time.

Original and clean work will be appreciated.


1 Paper Collage Activity

Tear colourful paper into small pieces and paste to make any picture.

Example: House, Tree, Flower, Fish, Car etc.

(5 Marks)

Example:



2 Handprint Art

Make any picture using your handprint.

Example: Peacock, Fish, Flowers, Octopus, Bird etc.

(5 Marks)

Example:



3 Vegetable Printing Activity

Use vegetables like ladyfinger, potato, onion etc. to make prints and create a beautiful picture.

Example: Flower, Tree, Garden etc.

(5 Marks)

Example:



4 Creative Craft Activity

Paste cotton balls, colored paper, glitter or other craft materials to make any creative picture.

Example: Rainbow, Butterfly, Sheep, Hot Air Balloon etc.

(5 Marks)

Example:



Note

*Do Complete your art book till Page No.'25

*Do your holiday homework in the drawing notebook.