



MOTHER INDIA PUBLIC SCHOOL

Summer Holiday Homework 2026-27

*Enjoy your summer vacation with fun,
creativity, and learning.*

 www.mipsbazpur.org



CLASS – II (2026-27)

GUIDELINES

General Instructions for students:-

- **Plan your work first:** List all tasks and set small deadlines.
- **Make a simple routine:** Fix short, regular study slots during holidays.
- **Read instructions carefully:** Clear doubts before you begin.
- **Collect materials early:** Keep books, notes, and supplies ready.
- **Do your own work:** Focus on learning, not copying.

General Instructions for parents:-

- **Set a flexible routine:** Balance play, study, rest, and screen time each day.
- **Encourage reading daily:** 20 minutes of reading keeps skills sharp.
- **Limit excessive screen time:** Plan outdoor play and hobby hours instead.
- **Keep them hydrated and active:** Ensure water, fruits, and light exercise daily.
- **Support, don't pressure:** Guide homework but let kids work independently.

ENGLISH

Special Instructions:

- Submission of homework on time is mandatory.
- Original and creative work will be appreciated.
- The presentation should be neat and attractive.

LITERATURE

Note: All Literature work should be done in separate 10 rupee Notebook.

1. Who Said to Whom?

(2 marks)

ii. From Chapter : My Bicycle

"I have a red bicycle, I pedal and I ride".

- a. Who said: _____ (The Poet / Child)
b. To whom: _____ (The Readers / Friends)

iii. From Chapter : Seeing without Seeing

"Anything happened at school?"

- a. Who said: _____ (Ava / Father)
b. To whom: _____ (Onshangla/Boy)

2. Count the characters and write the names of all characters in the story "OUT! OUT!
(2 marks)

3. Where does it happen? Draw the place where the child rides the bicycle (e.g., road)
(2 marks)

4. Conversation: Copy any 2 lines of conversation from the story: Seeing without Seeing
(2 marks)

5. What is your favorite part of the poem "This is My Town"? (2 marks)

6. Is it good to keep our town and house clean? Write Yes or No. Why? (give answer in 1 sentence)
(2 marks)

7. My Favorite Part - Write 1 sentence about your favorite part of this story "Seeing without Seeing"
(2 marks)

GRAMMAR

8..Make a colourful garden chart.

(2 Marks)

🌸 Draw:

Flowers for Naming Words (Nouns) and Write words inside each flower.

Example:

🌸 Rose, School, Mango, Tree, Lion

9. Singular and Plural Basket 🧺 🧺

(2 Marks)


Draw two colourful baskets on an A4 sheet.

Basket 1:Write Singular Words

Basket 2:Write the Plural Forms of those words.

Write at least 8–10 pairs of singular and plural words neatly inside the baskets.

Example: Singular Plural
Cat Cats.



10.Bird Feeder Activity 🐦

(2 Marks)

Make a simple bird feeder using grains, water, bowl , or leftover bread pieces.

Keep it on your balcony or terrace and observe the birds.

Draw the birds you saw and write their names.

Example:

Sparrow, Pigeon, Crow

11. . Complete the Cursive Writing book neatly till Page No. 25. 📝 .

HIINDI

विशेष निर्देश:

१.कार्य स्कूल खुलने के बाद,दो दिन के अंदर जमा करना अनिवार्य है।

२.मौलिक एवं रचनात्मक कार्य को प्रोत्साहन दिया जाएगा।

३.प्रस्तुति साफ एवं आकर्षक होनी चाहिए।

४.उदाहरण के लिए सभी प्रश्नों के साथ चित्र दिए गए हैं।


नोट: सभी लिखित कार्य अलग नई 10₹ वाली हिंदी नोटबुक में किया जाएगा। अन्य प्रायोगिक कार्य(Activity based work)या मॉडल सफेद A4 शीट या चार्ट पेपर पर तैयार किए जाएंगे।

1. पौधे की कहानी(5M)

एक छोटे कप में बीज लगाइए।

रोज़ पौधे को पानी दीजिए।

प्रश्न क) 5 दिनों तक पौधे की बढ़त का चित्र बनाइए।



प्रश्न ख) नीचे दिए गए वाक्य पूरे कीजिए:


1. आज पौधा _____ हुआ।
2. पौधे में _____ आई।
3. मैंने पौधे को _____ दिया।

2. मात्रा चक्र (मात्राओं का खेल)(5M)

मात्राओं का चक्र बनाकर मात्राओं का अध्ययन करें।



3. स्वरों की रेलगाड़ी बनाइए (स्वरों की दुनिया)(5M)



4. चित्र अवलोकन(5M)

चित्र देखकर 5 वाक्य लिखें



5. पेज न.30 तक हिन्दी सुलेख पूरी करें।

EVS

Ques1 –Collect pictures of healthy food from newspaper, Magazines or from the Internet and paste it in your scrap notebook.

Ques2 – Draw a human body and label basic body parts in your scrap book.

Ques3 – Write any 5 good habits you follow during holidays in your notebook.

MATHEMATICS

Note – Do all work on A4 sheet.

Q1. Making 3- digit number

Write the date and month number of the special days given below. Then make a 3-digit number using them and also write number name. **(5Marks)**

Example:

Earth Day – 22 April – 224 – Two hundred twenty-four.

Teacher's Day – →

Independence Day →

Republic Day →

Gandhi Jayanti →

Your birthday →

★ **Hint:**

Write the date first and then the month number to make the 3-digit number.

Q2. The Name Position challenge

Write each word in capital (block) letters, then write the position (ordinal number and word) of each of letter below it. **(5.marks)**

1. Your name
2. Mother's name
3. Father's name
4. Favourite fruit
5. Favourite vegetable.

Example- TABLE

T – first - 1st

A – Second- 2nd

B – third - 3rd

L – fourth – 4th

E – fifth – 5th

Q3. Flower table activity-

(10marks)

Make flower charts for tables from 2 to 10.

Instructions –

Draw 9 flowers on paper for tables from 2 to 10.

- In the Centre of each flower write the table number.
- Draw 10 petals of each flower.

- Write on petals – $2 \times 1 = 2$, $2 \times 2 = 4$) for each table..



- Color all flowers neatly or you can also take a cut out of each flower and paste them on an A4 sheet.

IT

ACTIVITY 1

- Name the type of computer.

ACTIVITY 2

- Paste and learn

1.Desktop

2.Laptop

3.Tablet

4.Smartphone

write one line about each

- Learn all the questions answers from your IT notebook or book.

GK

Note - All work should be done in a separate 10 rupee notebook.

Special Instructions:

#Submission of homework on time is mandatory.

#Original and creative work will be appreciated.

#The presentation should be neat and attractive.

1.Animal Word Search 🐾 🌸 (5Marks)

Find these 5 animal names in the box:

🐘 ELEPHANT

🐅 TIGER

🐰 RABBIT

🐟 FISH

🐮 COW

E	L	E	P	H	A	N	T
R	A	B	B	I	T	Q	O
F	P	M	T	I	G	E	R
I	H	F	U	B	R	B	C
S	C	V	H	E	S	T	O
H	Z	C	D	W	N	K	W

2. Odd One Out 🤔 (5Marks)

1. Apple – Mango – Carrot – Banana
2. Lion – Tiger – Elephant – Rose
3. Red – Blue – Table – Green
4. Doctor – Teacher – Police – Pencil
5. Bus – Car – Bicycle – Potato

🎨 Find the odd one out in each line and draw its picture.

3. Gk Treasure Hunt. (5Marks)

Find and collect the following items.

- 2 leaves
- 2 Feathers
- 2 Flower petals
- 2 Different seeds

Paste them neatly and write their names.

Example-




4. Picture puzzle. (5Marks)

Paste or Draw a picture of any 2 of the following

Lion, Apple, Aeroplane, Bird

Now cut and mix the picture into puzzle pieces and paste them correctly one on an A4 size sheet.

Example-



ART

Special Instructions:

Complete all the work neatly and creatively.

Use colours and craft materials wherever required.

Submit the holiday homework on time.

Original and clean work will be appreciated.

1. Leaf Art Activity 🌿

Paste dry leaves and create any picture of your choice.

Example: Tree, Butterfly, Fish, Bird
Colour and decorate it neatly.

(5 Marks)



2. Cotton Pasting Activity ☁️

Make a beautiful scenery using cotton.

Example: Clouds, Snowman, Sheep, Rabbit
Use colours to decorate the picture.

(5 Marks)



3. Earbud Painting Activity 🎨

Create any drawing using earbuds and colours.

Example: Flower, Grapes, Balloons, Rainbow

(5 Marks)



4. Ice Cream Stick Craft 🌟

Use ice cream sticks to make any creative item.

Example: Photo Frame, House, Pen Stand, Fence

Decorate it neatly with colours and craft material.

(5 Marks)



Note -

Do Complete your art book till Page No. 25

Do your holiday homework in the drawing notebook.