



GENERAL INSTRUCTIONS

Dear Parents,

Warm Greetings!

“Children learn as they play. Most importantly, in the play they learn how to learn.” As summer rolls around the time, students are curiously waiting for vacations to start. It is the happiest period in every student’s life.. Engage the little ones in interesting activities because long hours of idleness can create boredom. Children at this age exhibit reluctance towards pen and paper work but are always enthusiastic towards games. Hence the activities are designed in a “Fun & Learn” method. We have also set forth some tips for the parents to make this vacation a fruitful experience for the kids:

- ☒ Encourage your child to maintain personal hygiene by washing their hands frequently.
- ☒ Reward your child’s creative efforts; guide and support your child by boosting his/her confidence.
- ☒ Ensure that your Child Stays Active and Healthy - Long breaks may be boring for your kids. Children need at least 60 minutes of physical activities every day to keep

themselves healthy.

☒ Engage your Child in Reading.

☒ **Let your Child Explore the World outside** - Fresh air, exercise, and observation are synonymous with child growth. Take them for educational tours and picnics; this will help them to enhance general awareness.

☒ **Family Time** - During this summertime, plan some time to spend with your family together. Moments spent together with families and grandparents are always priceless and memorable.

☒ **Create Photo Albums** - It works for any age. Create a scrapbook with photos you treasure. You can paste photos taken during your visit to different places during your vacation times.

☒ Take your child to a park; help him/her to mix with peers.

☒ Help your child do simple age-appropriate tasks independently e.g. open and close his/her lunch box, brush his/her teeth, arrange books, and bags, listen to instructions given, and wear their own dress and shoes.

☒ Along with the above, help your child complete the following hands-on activities subject-wise.

☒ Practice general conversation with the child using the English language only.


☒ Practice using golden words like **Thank you, please, excuse me, sorry, may I?**

☒ kindly complete the work and submit them on the first day of the vacation, decorate the scrap book and complete the activity-based homework into the scrap book.


WRITTEN WORK (3 in 1 notebook.)

ENGLISH:-

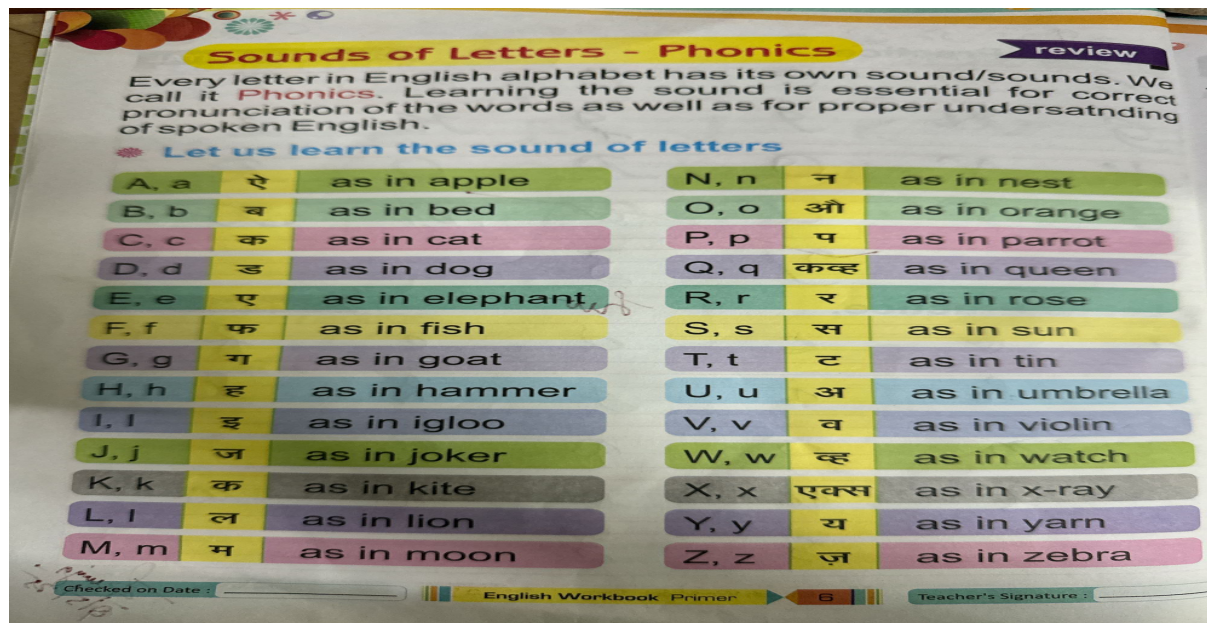
1. Write Cursive small letter a to z Two rows daily with different colour pencils.(2 times)




2. Write Cursive Capital letter A to Z two rows daily with different colour pencils. (2 times)



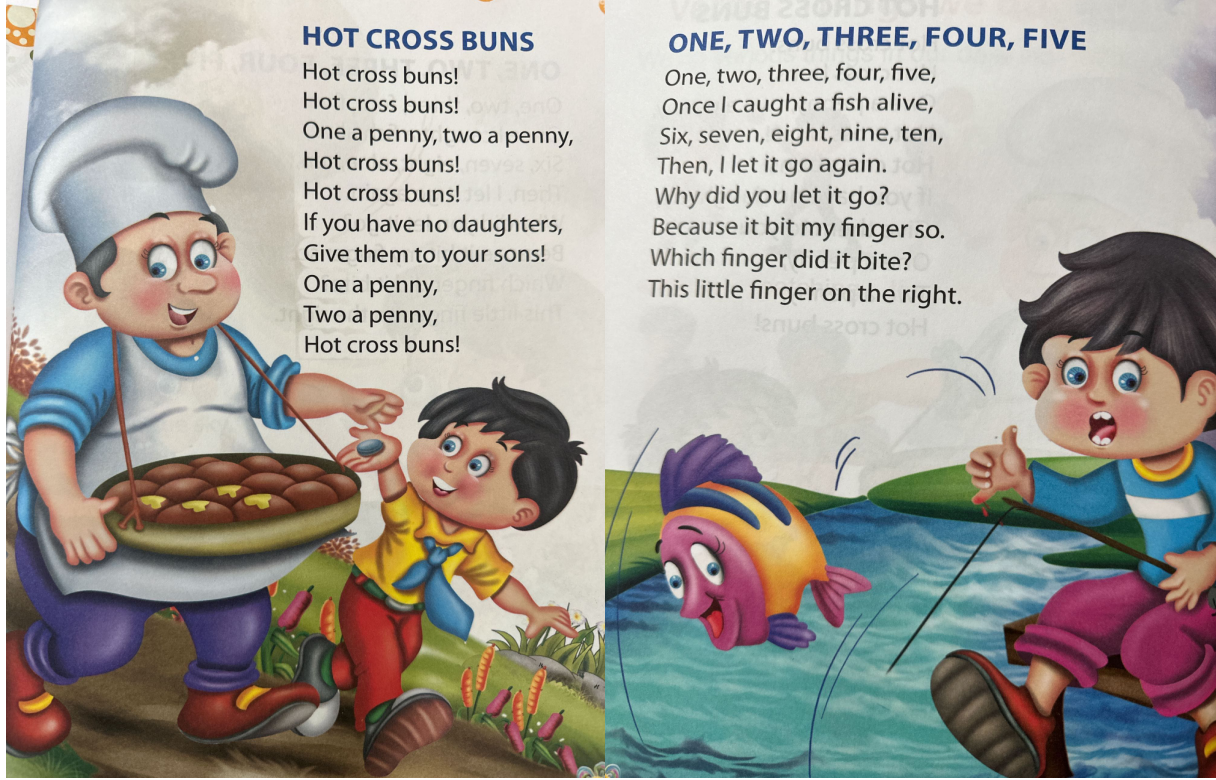
3. Learn and write phonic sound (a-z). (2times)



4. Practice joining two letters in cursive like ab, cd, ef, gh, ij, kl, mn, op. (2times)



RHYMES:- Hot Cross Buns, One, Two, Three, Four, Five



HINDI:-

- 1 अ से अः तक अलग-अलग रंगों से लिखे।
 - 2 क से ज्ञ तक रंगों से लिखे । (2 times)
 - 3 दो अक्षर वाले शब्द रंगों से लिखे । (2 times)
 - 4 तीन अक्षर वाले शब्द रंगों से लिखे । (2 times)
 - 5 चार अक्षर वाले शब्द रंगों से लिखे । (2 times)
 - 6 . आ (।) ई की मात्रा वाले शब्द । (2 times)
 - 7 . कविताएँ
- सीखा, कागज की नैया ।



Maths-

1. Forward counting (1 to 100) do 20 numbers each day. Use different colours for each group of 10 (1-10 red, 11-20 blue, etc).(2 times).
2. Backward counting (50 to 1) 10 numbers per day,. (2 times)
3. What comes before and after.
 ____12____, ____24____, ____33____, ____24____, ____32____, ____16____, ____36____,
 ____25____
4. What comes Between.
 21____23, 15____17, 24____26, 35____37, 9____11, 31____33, 45____47, 37____39, 41____43
5. Write and learn number names(1 to 20) . (2 times)
6. Draw and colour five shapes circle, square, triangle, rectangle, inside each shape, write its name and colour it.
7. draw objects like: five apples, three kites, seven stars. Write the correct number below each drawing.

EVS-

LEARN GOLDEN WORDS -

(Thankyou , sorry , please , welcome, excuse me)

***FRUITS NAME-**

1.APPLE 2.MANGO 3.BANANA 4.ORANGE 5.GRAPES.

***VEGETABLES NAME -**

1.TOMATO 2.POTATO 3.ONION 4.BRINJAL 5.CARROT.

***BODY PARTS NAME-** Head ,Eyes ,Nose ,Ears ,Eyebrows ,Teeth ,Lips ,Cheeks ,Chin, Neck

Learn Good habits -

Brush your teeth , wash your hands , Take a bath daily, comb your hairs , oil your hairs , cut the nails.

Days of weeks

Monday , Tuesday , Wednesday , Thursday, Friday , Saturday , Sunday .

Months in a year

January , February, March , April , may , June , July , August , September, October , November , December.

Conversation -

Learn conversation page numbers 2 and 3

***ACTIVITIES:-**

*Plant a sapling with the help of your parents and watch it grow.keep a daily growth record by taking picture .(Pictures to be pasted in the scrap book.)

* Wall hanging Activity .

*Draw and colour the butterfly with the use of thumb impression .

*Paste five different types of fruits leaves on scrap book with their names.

*Create a scrapbook with photos you treasure. You can paste photos taken during your visit to different places during your vacation times.

Drawing - (Do homework in A4 sheet and paste in scrap book.)

* Draw and colour (a Butterfly , Bird , Pencil , Car , Duck )

***Music (video)**

Make a short video on topic:- Father's Day.

CLASS TEACHER:-Priya Sagar, Gurleen Kaur

Phone no. +91 95572 42715 , 7668850463

Happy Holidays (Stay Healthy and Wealthy)