

GENERAL INSTRUCTIONS



Dear Parents,

Warm Greetings!

“Children learn as they play. Most importantly, in the play they learn how to learn.” As summer rolls around the time, students are curiously waiting for vacations to start. It is the happiest period in every student’s life.. Engage the little ones in interesting activities because long hours of idleness can create boredom. Children at this age exhibit reluctance towards pen and paper work but are always enthusiastic towards games. Hence the activities are designed in a “Fun & Learn” method. We have also set forth some tips for the parents to make this vacation a fruitful experience for the kids:

☒ Encourage your child to maintain personal hygiene by washing their hands frequently.

☒ Reward your child's creative efforts; guide and support your child by boosting his/her confidence.

☒ Ensure that your Child Stays Active and Healthy - Long breaks may be boring for your kids. Children need at least 60 minutes of physical activities every day to keep themselves healthy.

☒ Engage your Child in Reading.

☒ **Let your Child Explore the World outside** - Fresh air, exercise, and observation are synonymous with child growth. Take them for educational tours and picnics; this will help them to enhance general awareness.

☒ **Family Time** - During this summertime, plan some time to spend with your family together. Moments spent together with families and grandparents are always priceless and memorable.

☒ **Create Photo Albums** - It works for any age. Create a scrapbook with photos you treasure. You can paste photos taken during your visit to different places during your vacation times.

☒ Take your child to a park; help him/her to mix with peers.

☒ Help your child do simple age-appropriate tasks independently e.g. open and close his/her lunch box, brush his/her teeth, arrange books, and bags, listen to instructions given, and wear their own dress and shoes.

☒ Along with the above, help your child complete the following hands-on activities subject-wise.

☒ Practice general conversation with the child using the English language only.

☒ Practice using golden words like **Thank you, please, excuse me, sorry, may I?**

☒ kindly complete the work and submit them on the first day of the vacation, decorate the scrap book and complete the activity-based homework into the scrap book.



WRITTEN WORK ( 3 in 1 notebook.)

ENGLISH:-

1. Write Capital letter a A to Z .( 5 times)

2. What comes after. ( 2 times)

A \_\_\_\_ C \_\_\_\_ E \_\_\_\_ G \_\_\_\_ I \_\_\_\_

3. What comes before. ( 2 times)

\_\_\_\_ B \_\_\_\_ D. \_\_\_\_ F. \_\_\_\_ K \_\_\_\_ M

4. Match it . (2 times).


L  
M  
N  
O  
P

•  
•  
•  
•  
•

O  
P  
M  
L  
N

•  
•  
•  
•  
•

Colour the Apple.



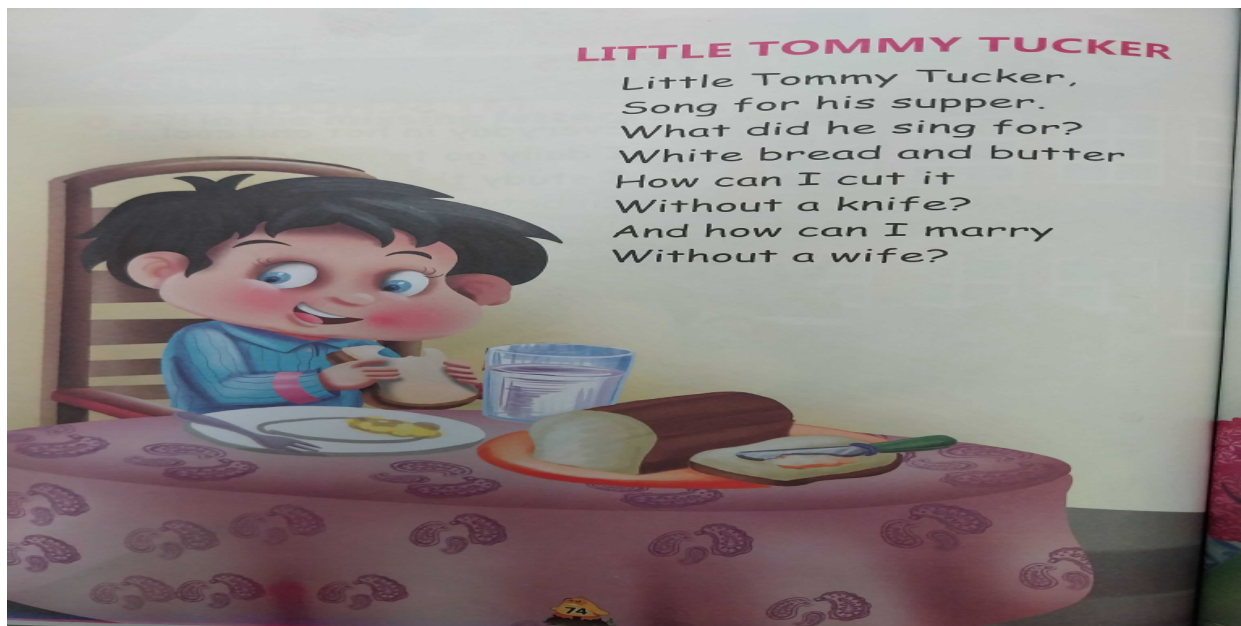
Edit with WPS Office

Learn rhymes:

My school




Little Tommy Tucker



Edit with WPS Office



## Little Bo-peep




## HINDI :-

1 अ से अ: तक । ( 5 times )

2 रिक्त स्थान भरो । ( 2 times)

अ \_\_\_\_\_ इ \_\_\_\_\_ उ \_\_\_\_\_ ऋ \_\_\_\_\_ ऐ \_\_\_\_\_ औ \_\_\_\_\_ अं \_\_\_\_\_

3 चित्र देखकर मिलान कीजिए । ( 2 times)

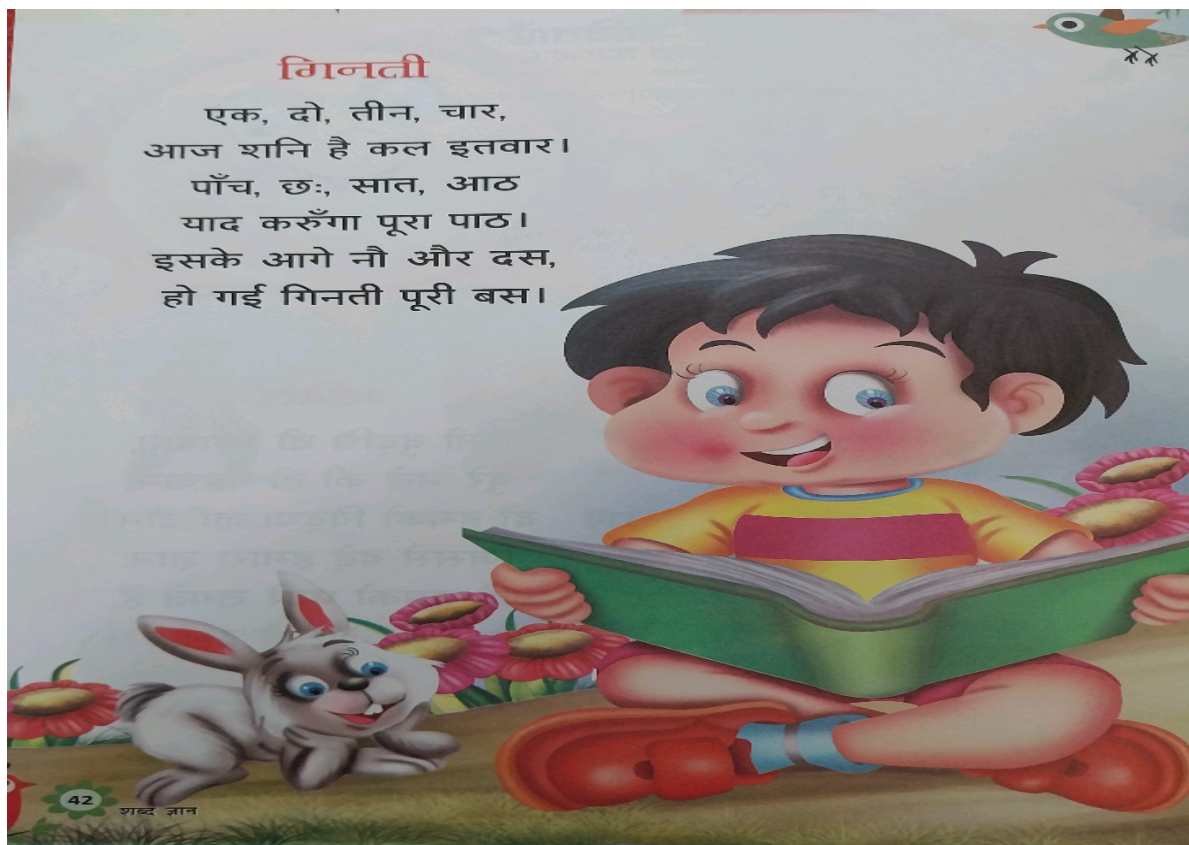


Edit with WPS Office

कविताएं ।

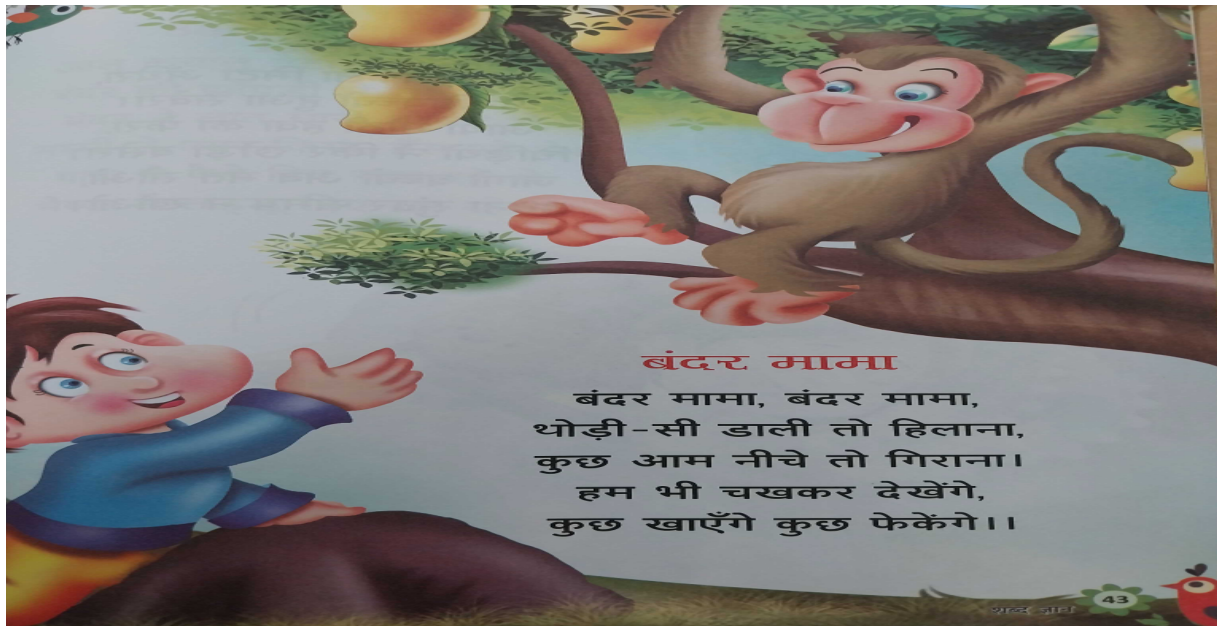


गिनती ।



Edit with WPS Office

बंदर मामा ।



### Maths-

1. Forward counting ( 1 to 20)( 5 times).

2.Backward counting ( 10 to 1). ( 5times)

3. What comes after. ( 2 times)

1\_\_\_\_, 3\_\_\_\_, 5\_\_\_\_, 7\_\_\_\_, 9\_\_\_\_\_.

4 . Count and write . ( 2 times



Edit with WPS Office

## **EVS-**

### **LEARN GOLDEN WORDS -**

(Thankyou , sorry , please , welcome, excuse me)

**\* My family ( page no 4)**

**\*My Body parts. (Page no 06)**

**\* In the kitchen ( page no 8 )**

**\* In the living room ( page no 10)**

### **Learn Good habits -**

Brush your teeth , wash your hands , Take a bath daily, comb your hairs , oil your hairs , cut the nails.

### **Days of weeks**

Monday , Tuesday , Wednesday , Thursday, Friday , Saturday , Sunday .

### **Months in a year**

January , February, March , April , may , June , July , August , September, October , November , December .

### **Conversation -**

**chapter 1 About yourself ( page no 02 )**

**Chapter 2 My home ( page no 03) .**

**Chapter 3 My school ( page no 4)**

### **\*ACTIVITIES:-**

**\*Mud making Activity .( Make Diya )**

**\*Draw and colour the Balloons with the use of thumb impression .**

**\*Paste five different types of vegetables leaves on scrap book.**





\*Create a scrapbook with photos you treasure. You can paste photos taken during your visit to different places during your vacation times.

**Drawing** - ( Do homework in A4 sheet and paste in scrap book.)

\* Draw and colour ( bat ,ball 🏏 , candle 🕯 tree 🌴 , )

**\*Music ( video )**

1.Make a 3 minutes dancing video of your ward on his/ her favourite song and sent it on my personal number.

2. Make a short video on the Topic of Father's day.

CLASS TEACHER:-Neeraj sharma ,Navjot kaur.

Phone no. 9720151582 , 8630662153.

Happy Holidays ( Stay Healthy and Wealthy)



Edit with WPS Office